

# SAFETY TIPS FOR TRUCK DRIVERS

## IN CASE OF EMERGENCY: ACTIONS TO BE TAKEN



*If the crossing lights start flashing, while crossing, keep going*



*If your vehicle is stuck between the barriers, drive through, breaking them*



*Move quickly away from your broken-down vehicle*



*Make emergency call*

**RU**

**UIC**

INTERNATIONAL UNION  
OF RAILWAYS

**OPERATION  
LIFESAVER<sup>®</sup>**  
Estonia

**Global  
Level  
Crossing  
Network**

[www.iru.org](http://www.iru.org)  
[www.uic.org](http://www.uic.org)  
[www.ole.ee/en](http://www.ole.ee/en)

**AT GRADE/  
LEVEL CROSSINGS**

## CROSSING SAFELY: GENERAL CONDITIONS TO BE OBSERVED



Be prepared to encounter a level/grade crossing



Slow down



Obey the road signs and signals



Where there is a STOP sign: STOP, look both ways and listen carefully



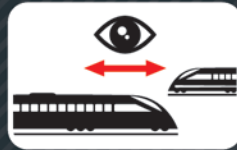
Stop well before LC markings and signs



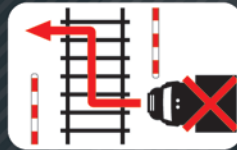
Be aware of traffic jams



Never stop on tracks



Expect a train from either direction



Do not zigzag between barriers



Wait for all the warnings to stop and the barriers to open completely

## CROSSING SAFELY: OTHER CONDITIONS TO BE OBSERVED



Adapt your driving to weather conditions



Be aware of the length of your vehicle



Observe the relevant height clearance



Observe the relevant width clearance

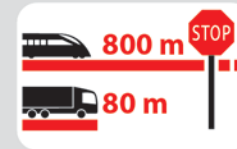


Observe the topography of level/grade crossings

## SPECIAL TIPS FOR COMMERCIAL VEHICLES



Turn off the radio



Be aware that a train can't stop immediately



Be aware that a train weighs much more than a truck



Be aware that a train extends over the rails