

SAFETY TIPS FOR TAXI DRIVERS

IN CASE OF EMERGENCY: ACTIONS TO BE TAKEN



If the crossing lights start flashing, while crossing, keep going



If your vehicle is stuck between the barriers, drive through, breaking them



Evacuate all passengers from the broken-down vehicle and move quickly away



Make emergency call

RU

UIC

INTERNATIONAL UNION
OF RAILWAYS

**OPERATION
LIFESAVER®**
Estonia

**Global
Level
Crossing
Network**

www.iru.org
www.uic.org
www.ole.ee/en

**AT GRADE/
LEVEL CROSSINGS**

CROSSING SAFELY: GENERAL CONDITIONS TO BE OBSERVED



Be prepared to encounter a level/grade crossing



Slow down



Obey the road signs and signals



Where there is a STOP sign: STOP, look both ways and listen carefully



Stop well before LC markings and signs




Be aware of traffic jams



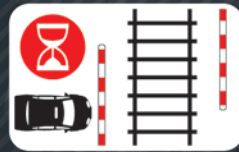
Never stop on tracks



Expect a train from either direction



Do not zigzag between barriers



Wait for all the warnings to stop and the barriers to open completely

CROSSING SAFELY: OTHER CONDITIONS TO BE OBSERVED



Adapt your driving to weather conditions



Be aware of the length of your vehicle



Observe the relevant height clearance



Observe the relevant width clearance

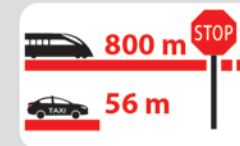


Observe the topography of level/grade crossings

SPECIAL TIPS FOR COMMERCIAL VEHICLES



Turn off the radio



Be aware that a train can't stop immediately



Be aware that a train weighs much more than a taxi



Be aware that a train extends over the rails