



# **IRU RoadMasters Platform**

## **Passenger Transport Analytics Dashboards**

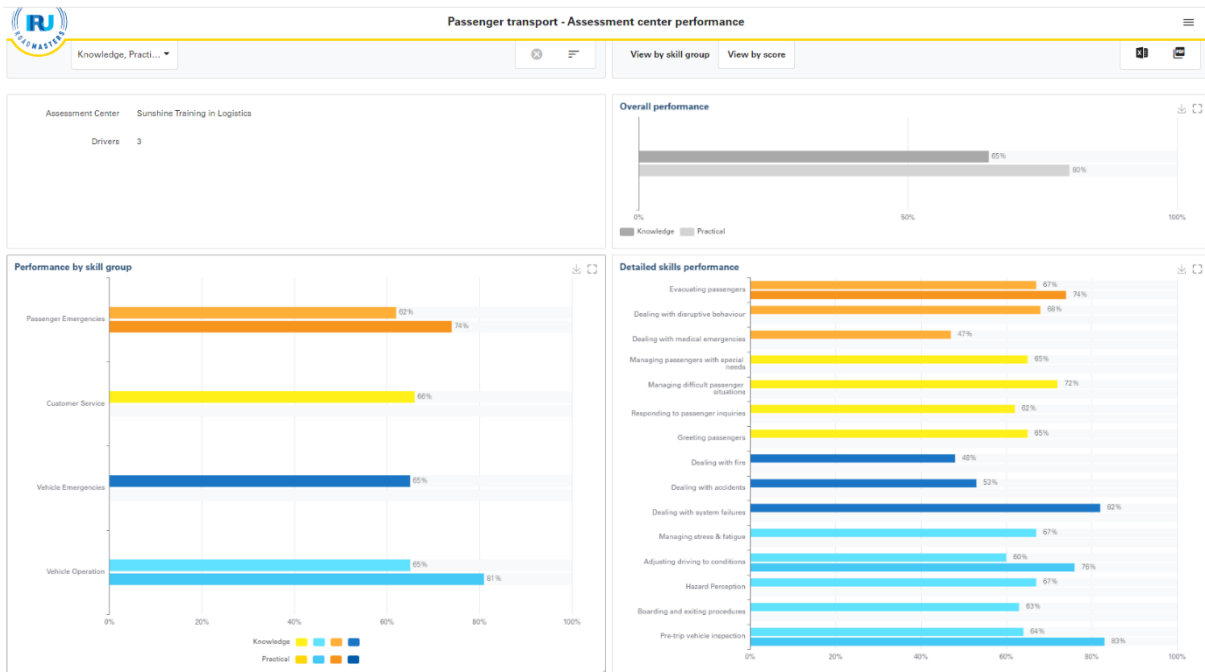
## Assessment Centre / Company analytics dashboards

There are currently 6 different analytics dashboard types which are available for company Administrators, based on results in terms of skill groups and detailed skills, achieved by all candidates who have completed the related RoadMasters assessment programme



- Assessment Centre performance
- Driver performance
- Business Unit performance
- Workforce analysis by Age
- Workforce analysis by Business Unit
- Workforce analysis by Nationality.

### Assessment Centre performance dashboard

This is the basic analytics dashboard for each Assessment Centre / company summarising the average performance calculated on the basis of achievements of all candidates who have completed the related RoadMasters assessment programme. It gives an overview of achievements in terms of Knowledge or Practical assessment, split by skill groups and by detailed skills:

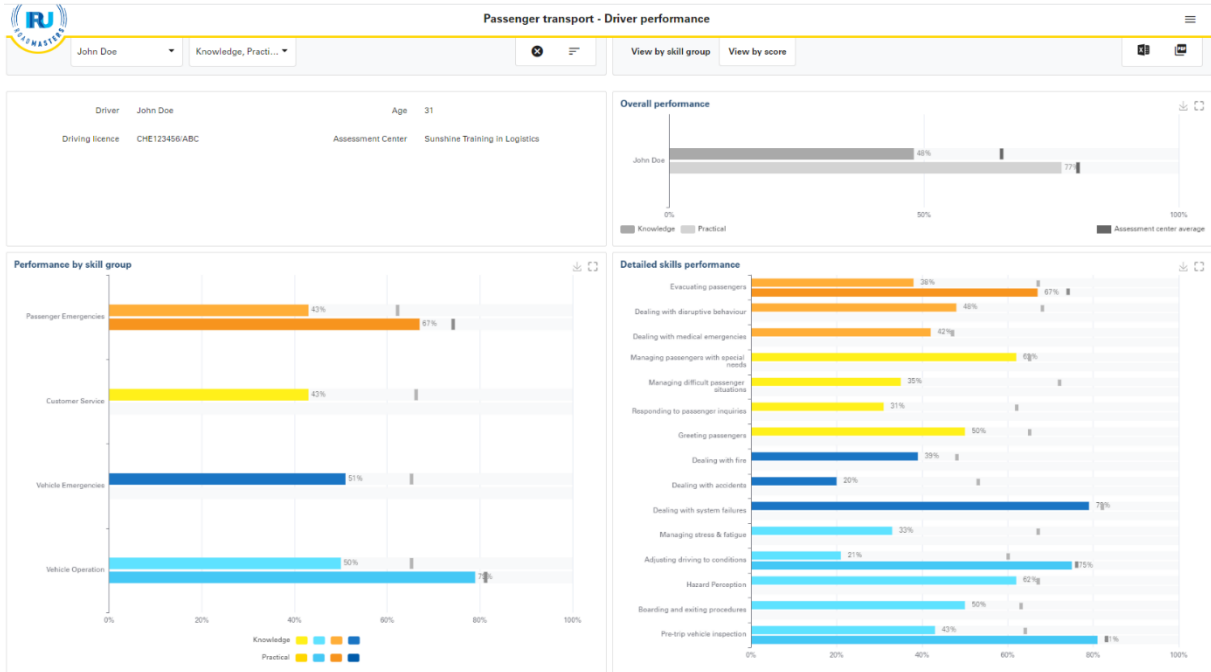


The Administrator can export all assessed drivers' performance results, from either the "View by score" or "View by skill group" in:

- Excel file (by clicking on the  icon in the upper right-hand part of the dashboard page)
- PDF file (by clicking on the  icon in the upper right-hand part of the dashboard page)

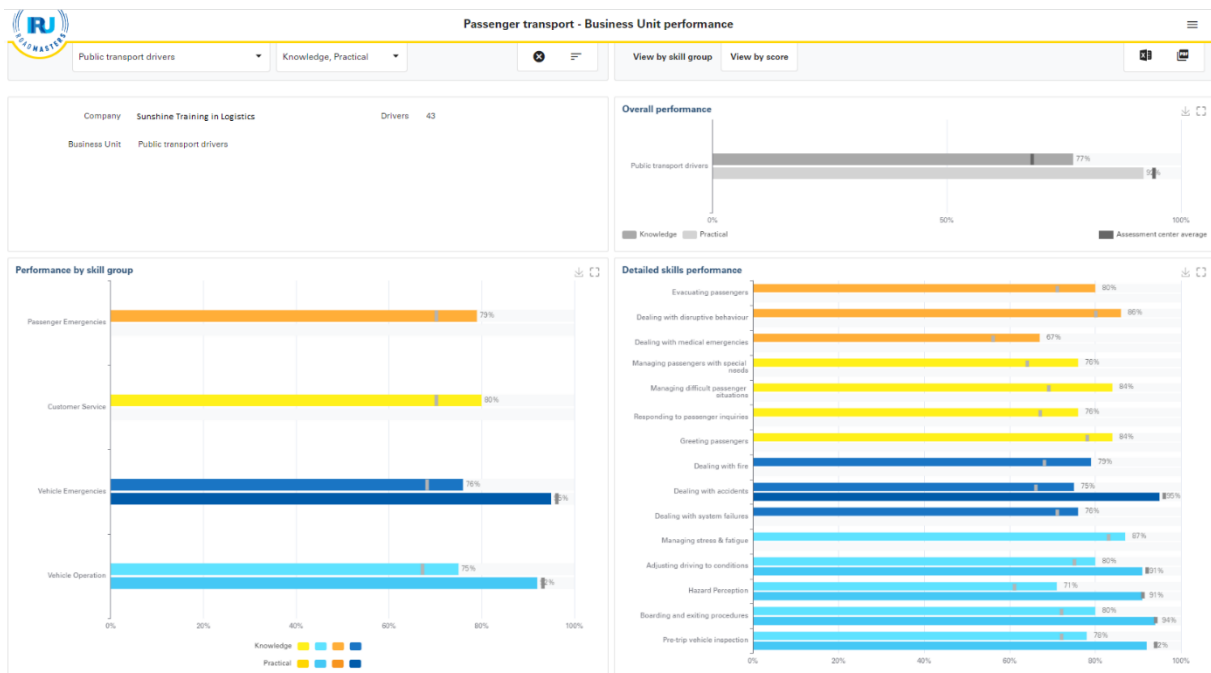
### Driver performance dashboard

The Driver performance dashboard gives an overview of a particular candidate's achievements in terms of Knowledge or Practical assessment, split by skill groups and by detailed skills, compared to the company performance average achieved for the skill group and by detailed skills:



### Business Unit performance dashboard

The Business Unit performance dashboard gives an overview of all candidates' achievements, belonging to a particular Business Unit, in terms of Knowledge or Practical assessment, split by skill groups and by detailed skills, compared to the company performance average achieved for the skill group and by detailed skills:



### Workforce analysis by Age dashboard

This dashboard allows to view achievements of a group of candidates belonging to a particular group of age who have completed the related RoadMasters assessment programme compared to the company performance average.



A valuable element of the Workforce analysis by Age dashboard is the identification of the 3 weakest skills by group of age always displayed in the lower right-hand section of the dashboard.

### Workforce analysis by Business Unit dashboard

This dashboard allows to view achievements of a group of candidates belonging to a particular Business Unit who have completed the related RoadMasters assessment programme, compared to the company performance average.



A valuable element of the Workforce analysis by Business Unit dashboard is the identification of the 3 weakest skills by Business Unit always displayed in the lower right-hand section of the dashboard.

### Workforce analysis by Nationality dashboard

This dashboard allows to view achievements of a group of candidates of a particular nationality who have completed the related RoadMasters assessment programme, compared to the company performance average.



A valuable element of the Workforce analysis by Nationality dashboard is the identification of the 3 weakest skills by Nationality always displayed in the lower right-hand section of the dashboard.