



Electronic TIR Guarantee

User
Manual




Welcome to the course on the electronic TIR guarantees!

This module describes the step by step procedure related to the use of electronic TIR guarantees available to TIR carnet holders from the moment of their authorisation to order the electronic TIR guarantees to the termination of the transport.



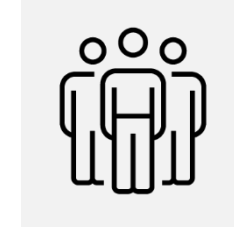
Table of content



[Background information on electronic guarantee and its purpose](#)



[Benefits of the electronic guarantee for holders](#)




[Actors and IT tools involved in the process and steps](#)



[Itinerary](#)


Procedure



[Prerequisite](#)



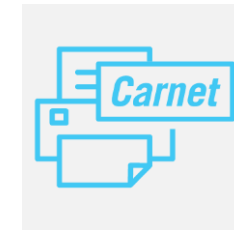
[Company situation](#)



[Electronic guarantee information and request of a new one](#)



[TIR-EPD](#)



[Printing of TIR carnet \(print@home\)](#)




[EPD pass](#)



[CMR print](#)



[Amendment](#)



[Customs messages](#)



[Finalisation of the transport procedure](#)



Background information on electronic guarantee and its purpose



Electronic TIR guarantees can be used in the framework of digital TIR – a computerised procedure put in place for the transport of goods under TIR, thanks to interconnected IT tools for all the actors involved in the transport.



Benefits of the electronic guarantee for holders



The benefits of the electronic TIR guarantee for transport operators

Time and Money saving

TIR carnets are printed online upon request


Online payment function when available

- no need to travel the association's premises to acquire TIR carnets;
- no need to keep a stock of empty TIR carnets.

User-friendly and Effective risk monitoring

TIR carnets are automatically filled in before being printed by the transport operators

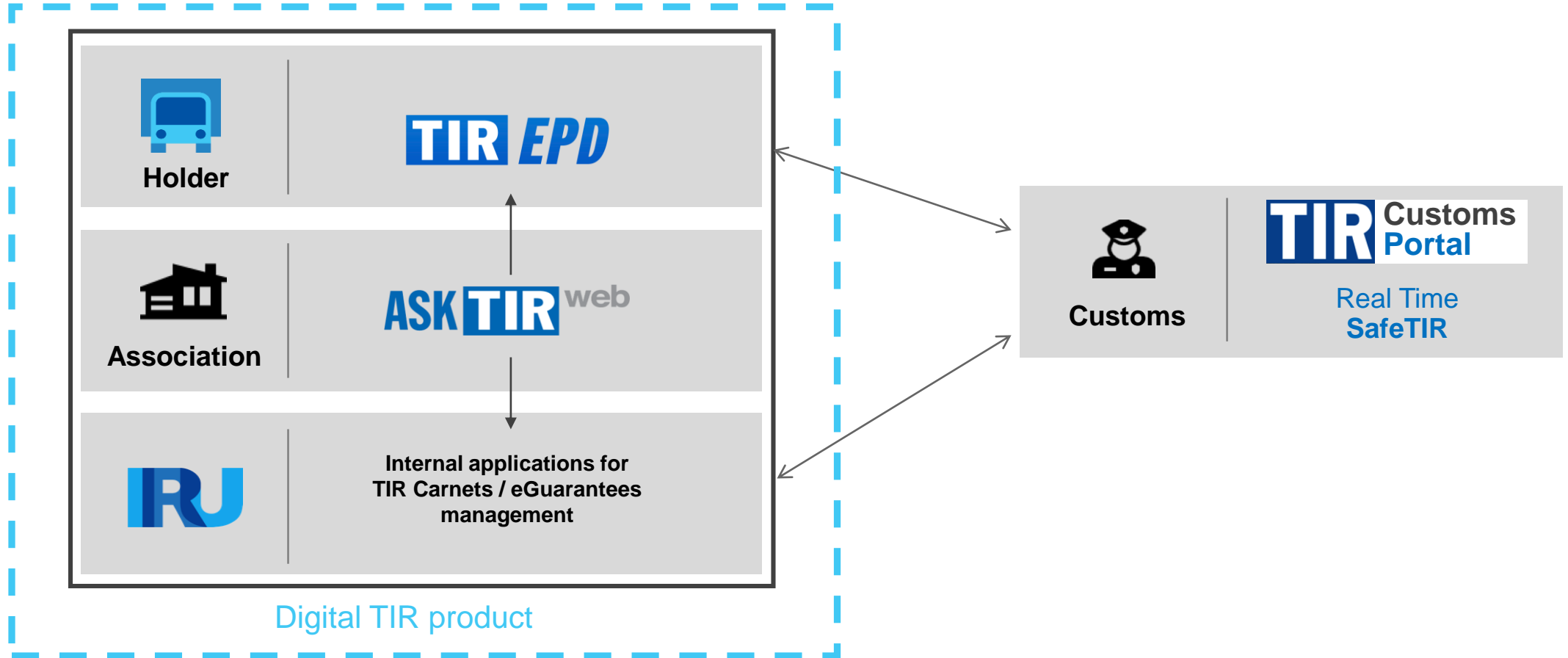
- quicker and less prone to risk of error;
- can always be re-printed in case of loss;
- can be sent to driver as pdf file;
- access to the complete set of customs confirmation messages at any time;
- helps with inquiries and for real-time monitoring of TIR journeys.



**Actors and
IT tools**
involved
in the process
and steps



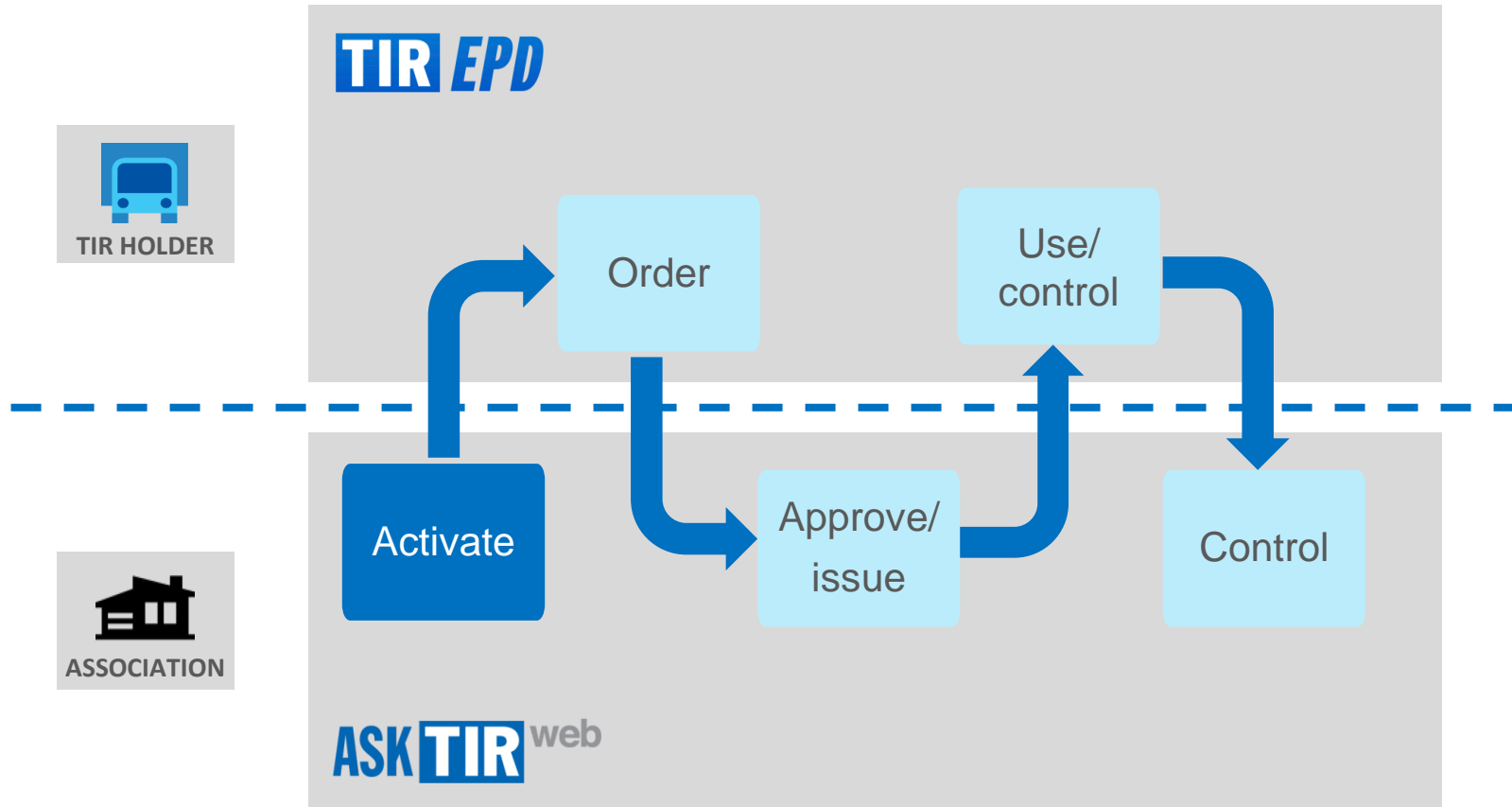
Actors and IT tools involved
in the process and steps



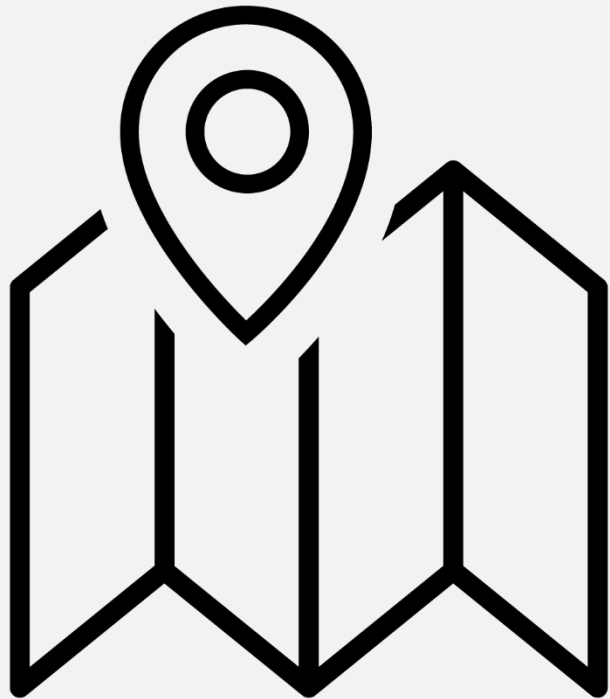
Different actors are involved in the digital procedure related to the transport of goods under TIR, and relevant information is transmitted by/to those actors via IT tools developed for them by IRU.



Actors and IT tools involved
in the process and steps



The procedure is composed of different steps which will be performed by the holder and by the association via their dedicated IT tools.



Itinerary



Itinerary



This module will describe the itinerary put in place during the pilot project – from Turkey to Iran – using electronic TIR guarantees.



Prerequisite



Prerequisite

The screenshot shows the IRU TIR-EPD web application interface. At the top, there is a blue header with the 'TIR EPD' logo on the left, a language dropdown menu set to 'English' in the center, and a close button on the right. Below the header is a banner image of a road winding through a green landscape, with the IRU logo on the right side. A blue navigation bar contains the following menu items: 'Home', 'EPDs', 'Company info', and 'Admin'. Below the navigation bar, the main content area starts with a 'Welcome to IRU TIR-EPD' message. There are two main sections: 'EPDs & customs replies' and 'My company situation'. The 'EPDs & customs replies' section contains a table with columns for 'Carnet #', 'From', and 'Message'. The table is currently empty, displaying the message 'You don't have messages'. The 'My company situation' section shows the following data: 'eGuarantees in stock' is 0, 'Quota' is 20 remaining / 20 total, and 'Status' is Admitted. Below this, there is a 'Shortcuts' section with three items: 'Create new EPD', 'View recent messages from customs', and 'Add a new Consignor / Consignee'.

If you wish to use electronic guarantees, please, contact your National association.

Before you will be able to order electronic guarantees, you shall sign the Annex to the Declaration of Engagement to enable your association to activate your rights.



Prerequisite

The screenshot shows the TIR-EPD application interface. At the top, there is a blue header with the 'TIR EPD' logo on the left, a language dropdown menu set to 'English' in the center, and a close button on the right. Below the header is a banner image of a road winding through a green landscape. A navigation bar below the banner contains several menu items: 'Home', 'Guarantees', 'EPDs', 'Company info', and 'Admin'. The 'Guarantees' menu item is highlighted with a red rectangular box. To the right of the navigation bar is a circular logo of the International Road Transport Union (IRU). Below the navigation bar, the main content area starts with a 'Welcome to IRU TIR-EPD' message. There are two main sections: 'EPDs & customs replies' on the left and 'My company situation' on the right. The 'EPDs & customs replies' section has a table with columns for 'Carnet #', 'From', and 'Message'. The table is currently empty, displaying the message 'You don't have messages'. The 'My company situation' section shows 'eGuarantees in stock 0', 'Quota 20 remaining / 20 total', and 'Status Admitted'. Below these sections is a 'Shortcuts' section with three items: 'Create new EPD', 'View recent messages from customs', and 'Add a new Consignor / Consignee'.

Once the authorisation is granted a new functionality – **Guarantees** – appears on the Home page in the TIR-EPD application.



Company situation



The screenshot shows the TIR-EPD application interface. At the top, there is a blue header with the 'TIR EPD' logo on the left, a language dropdown menu set to 'English' in the center, and a close button on the right. Below the header is a banner image of a road winding through a green landscape. A navigation bar below the banner contains links for 'Home', 'Guarantees', 'EPDs', 'Company info', and 'Admin'. The main content area is titled 'Welcome to IRU TIR-EPD'. On the left, there is a section for 'EPDs & customs replies' with a table header containing 'Carnet #', 'From', and 'Message'. The table is empty, and a message states 'You don't have messages'. On the right, there is a section titled 'My company situation' which is highlighted with a red border. This section displays the following information: 'eGuarantees in stock 0', 'Quota 20 remaining / 20 total', and 'Status Admitted'. Below this is a 'Shortcuts' section with three items: 'Create new EPD', 'View recent messages from customs', and 'Add a new Consignor / Consignee'.

Now that you have access to electronic guarantees, you can also check your company situation, including your guarantee quota, on the TIR-EPD application Home page. This information will be updated with the final discharge of the TIR transport.



Electronic guarantee information and request of a new one



Electronic guarantee
information and request of a
new one

The screenshot shows the TIR EPD web application interface. At the top, there is a blue header with the TIR EPD logo on the left, a language dropdown menu set to 'English' in the center, and a close button on the right. Below the header is a navigation bar with buttons for 'Home', 'Guarantees', 'EPDs', 'Company info', and 'Admin'. The 'Guarantees' button is highlighted with a red box, and its dropdown menu is open, showing 'View Guarantees' and 'My Orders' options, both also highlighted with a red box. Below the navigation bar, the main content area is divided into three sections: 'EPDs & customs replies' (a table with columns for Carnet #, From, and Message, currently empty with the message 'You don't have messages'), 'My company situation' (displaying 'eGuarantees in stock 0', 'Quota 20 remaining / 20 total', and 'Status Admitted'), and 'Shortcuts' (with links for 'Create new EPD' and 'View recent messages from customs').

You can view your guarantees and obtain a new one, by clicking on **View Guarantees** or **My Orders**, respectively.



Electronic guarantee
information and request of a
new one

The screenshot shows the TIR EPD web application interface. At the top, there is a blue header with the 'TIR EPD' logo on the left, a language dropdown menu set to 'English' in the center, and a close button on the right. Below the header is a navigation bar with tabs for 'Home', 'Guarantees', 'EPDs', 'Company info', and 'Admin'. The 'Guarantees' tab is active, and its dropdown menu is open, showing 'View Guarantees' and 'My Orders'. The 'My Orders' option is highlighted with a red rectangular box. Below the navigation bar, the main content area is divided into two columns. The left column is titled 'EPDs & customs replies' and contains a table with columns for 'Carnet #', 'From', and 'Message'. The table is empty, and the text 'You don't have messages' is centered below it. The right column is titled 'My company situation' and displays the following information: 'eGuarantees in stock 0', 'Quota 20 remaining / 20 total', and 'Status Admitted'. Below this, there is a 'Shortcuts' section with three items: 'Create new EPD', 'View recent messages from customs', and 'Add a new Consignor / Consignee'.

To order a new guarantee, choose **My Orders** in the **Guarantees** section.



Electronic guarantee
information and request of a
new one

TIR EPD

English



Home

Guarantees

EPDs

Company info

Admin

My Orders

Status All

From 21/01/2019

To dd/mm/yyyy

Clear

Filter

New Order

Order #

Quantity

Status

Payment status

Last update

Ordered by

Order date

Page 1 of 0

10

No records to view

To proceed with the new order, click on **New Order**.



Electronic guarantee
information and request of a
new one

The screenshot shows a 'Create order' dialog box with the following sections and fields:

- My company situation:** eGuarantees in stock, Quota 20 remaining / 20 total.
- Order details:**
 - Type: Paper carnet (radio button), eGuarantee (radio button, selected).
 - Delivery method: empty text field.
 - Office: dropdown menu showing 'Tehran'.
 - Guarantee type: dropdown menu with options '4-volet (electronic)', '6-volet (electronic)', and '8-volet (electronic)'. The first option is selected.
 - Quantity: text field containing '2'.
 - Comments: empty text area.
- Buttons:** 'Close' and 'Order' (highlighted in red).

The information related to your company is already inserted by default, as well as the office you are ordering your guarantees from. Enter relevant information into the **Order details** part.

Choose from the drop-down list the available **Guarantee type** and the **Quantity** you plan to acquire. In case you need to add more information to your order, use the field dedicated to **Comments**. Once the fields are filled in, click on **Order** button.



Electronic guarantee
information and request of a
new one

My Orders

Status From To

Order #	Quantity	Status	Payment status	Last update	Ordered by	Order date
150	2	Pending	Not paid	21/02/2019		21/02/2019 12:30 UTC

Page 1 of 1 10 View 1 - 1 of 1

Information

The order was created successfully

If the order was successfully placed, an information textbox will be displayed on the screen. Click on **OK** to proceed to the next step.



Electronic guarantee
information and request of a
new one

TIR EPD English

Home **Guarantees** EPDs Company info Admin

My Orders

Status: All From: 21/01/2019 To: dd/mm/yyyy Clear Filter New Order

Order #	Quantity	Status	Payment status	Last update	Ordered by	Order date
150	2	Accepted	Settled	21/02/2019		21/02/2019 12:30 UTC

Guarantees Type: 4-volet (electronic) Expiry date: 21/06/2019

MX95000242	PX95000243
------------	------------

Page 1 of 1 10 View 1 - 1 of 1

Your national association processes the order. If no issues identified, your order is validated, your electronic TIR guarantees issued and the status of your request is changed from **Pending** to **Accepted**. This status change will be confirmed by a notification email.



Home **Guarantees** ▾ EPDs ▾ Company info ▾ Admin ▾ ?

My Orders

Status ▾ From To

Order # ▾	Quantity	Status	Payment status	Last update	Ordered by	Order date	
▾ 150	2	Accepted	Settled	21/02/2019		21/02/2019 12:30 UTC	<input type="button" value="⚙"/> ▾

Guarantees	Type	Expiry date
MX95000242	4-volet (electronic)	PX95000243

Page 1 of 1 10 ▾ View 1 - 1 of 1

To check (view) your order, select **View order** in the **Actions** drop-down list.



Electronic guarantee
information and request of a
new one

My Orders

Status All

Order # 150

Guarantee MX950

Filter

New Order

UTC

View 1 - 1 of 1

View order

Order # 150 Current status Accepted

Order details

Order # 150 Current status Accepted

Payment details

Payment status	Payment type	Payment reference
Settled	567	

Guarantees

Type	Requested Qty
4-volet (electronic)	2

Comments

Comment	Left by	Date
---------	---------	------

History

Status	By	Date & Time
Accepted	Association	21/02/2019 12:42 UTC

Close

The page with all the details related to your order will be displayed on the screen.



TIR-EPD



TIR-EPD

The screenshot shows the IRU TIR-EPD web application interface. At the top, there is a blue header with the 'TIR EPD' logo on the left, a language dropdown menu set to 'English' in the center, and a close button on the right. Below the header is a navigation bar with tabs for 'Home', 'Guarantees', 'EPDs', 'Company info', and 'Admin'. The 'EPDs' tab is selected, and its dropdown menu is open, showing three options: 'Create new EPD' (highlighted with a red box), 'View all EPDs', and 'EPD preferences'. Below the navigation bar, the main content area is divided into three sections. On the left, there is a section titled 'EPDs & customs replies' which contains a table with columns for 'Carnet #', 'From', and 'Message'. The table is currently empty, and the text 'You don't have messages' is displayed in the center. On the right, there are two sidebars. The top sidebar is titled 'My company situation' and displays the following information: 'eGuarantees in stock 2', 'Quota 18 remaining / 20 total', and 'Status Admitted'. The bottom sidebar is titled 'Shortcuts' and contains two items: '+ Create new EPD' and 'View recent messages from customs'.

As a next step, create the electronic pre-declaration (EPD).
To proceed, click on **EPDs** function and select **Create new EPD**.



TIR-EPD

TIR EPD English

Home Guarantees **EPDs** Company info Admin

New EPD

Carnet Itinerary Customs operations Vehicle info Consignments Send

Carnet validity

* Type Paper carnet eGuarantee

Holder unique ID IRN/057/ ID

* Mandatory fields

Cancel **Next >**

Select the corresponding **Type of guarantee** and click on **Next**.



The screenshot shows the 'New EPD' (New Electronic Guarantee) process in the TIR-EPD system. The 'Itinerary' step is highlighted with a red box. The process is a multi-step wizard with the following steps: Carnet, Itinerary, Customs operations, Vehicle info, Consignments, and Send. The 'Itinerary' step is currently active.

Please list all of the steps in your itinerary in chronological order, even if transit operations are not performed in those countries.

	Country	Load goods	Unload goods	Start TIR	End TIR	Remove
Step 1	Turkey (TUR) Means of transport: Road	<input checked="" type="checkbox"/>	<input type="checkbox"/>	<input checked="" type="radio"/>	<input type="radio"/>	<input type="button" value="X"/>
Step 2	Iran (IRN)	<input type="checkbox"/>	<input checked="" type="checkbox"/>	<input type="radio"/>	<input checked="" type="radio"/>	<input type="button" value="X"/>

[+ Add step](#)

Mandatory fields

[< Previous](#) [Next >](#)

In the **Itinerary** part, select from the drop-down list the information corresponding to your journey*:

- Country of departure and destination
- By which means the transport will be performed

Then, click on **Next**.

*the use of electronic guarantees is only allowed for a limited number of countries



Home Guarantees EPDs Company info Admin

New EPD

Carnet Itinerary **Customs operations** Vehicle info Consignments Send

Customs operations

Based on your itinerary, TIR-EPD's may be sent to the following countries

Send EPD	Load / Departure / Entry	Customs union	Unload / Destination / Exit
<input checked="" type="checkbox"/>	<p>★ Turkey (Load / Start TIR): Start typing to search...</p> <p>★ Movement reason: Export</p> <p>Send security elements <input checked="" type="checkbox"/></p>	-	<p>★ Turkey (Exit): Start typing to search...</p>
<input checked="" type="checkbox"/>	<p>★ Iran (Enter): Start typing to search...</p>	-	<p>★ Iran (End TIR / Unload): Start typing to search...</p>

★ Mandatory fields

< Previous **Next >**

Now select the customs offices along your itinerary and the movement reason. Then, click on **Next**.



Home Guarantees EPDs Company info Admin

New EPD

Carnet Itinerary Customs operations **Vehicle info** Consignments Send

Vehicle information

Same vehicle details on all the itinerary

Load / Departure / Entry	Unload / Destination / Exit	Vehicle information
Turkey (Load / Start TIR): GAZIANTEP / GAZIANTEP GUMRUK MUDURLUGU	Iran (End TIR / Unload): West Tehran	<input checked="" type="checkbox"/> Truck Trailer <input checked="" type="checkbox"/> Driver

Transport includes containers

Container 1 - [XXX] - [Iran (IRN)]

Container registration number XXX Container nationality Iran (IRN)

+ Add container

Mandatory fields

< Previous **Next >**

Enter the **Vehicle** and **driver information**, indicate if your transport use a **container** and click on **Next**.



Home Guarantees EPDs Company info Admin

New EPD

Carnet Itinerary Customs operations Vehicle info Consignments Send

Consignment 1 of 1

Place of loading: GAZIANTEP / GAZIANTEP GUMRUK MUDU
Country of TIR departure: Turkey

Place of unloading: West Tehran (IR10200)
Country of TIR destination: Iran

Transport charges: [empty]
Movement reason for Turkey: Export

Consignor: [Start typing to search...] Same original consignee

Consignee: [Start typing to search...] Same final consignee

Attached documents (0)
+ Add document

Mandatory fields

Cancel Save **Add goods >**

Enter the information on the **consignment(s)** and click on **Add goods**.



Home Guarantees **EPDs** Company info Admin ?

Carnet Itinerary Customs operations Vehicle info **Consignments** Send

New EPD

Consignment 1, Goods Item 1 of 1

Goods information

TARIC commodity code: 090111

Goods description language: English

Goods description: Coffee, not roasted Not decaffeinated

Gross mass: kg.

Net mass: kg.

Container: XXX

Dangerous goods code:

Packages (1)

Type of packages: Start typing to search...

Number of packages:

Marks and numbers:

Marks and nos. language: English

Attached documents (0)

+ Add document

Mandatory fields

Cancel **Save** Add another item >

Once you have finished to complete the information of transported goods, click on **Save**.



New EPD

Carnet Itinerary Customs operations Vehicle info Consignments Send

Summary

General information

Departure / Entry : Turkey - GAZIANTEP / GAZIANTEP GUMRUK MUDURLUGU (TR270100)
Destination / Exit : Iran - West Tehran (IR10200)
Vehicle number : 11000A
Number of packages : 76
Total weight : 5754 kg.

Guarantee information

Type : eGuarantee
eGuarantee type : 4-volet (electronic)
Guarantee : MX95000242 (21/06/2019)
Holder unique ID : IRN/057/ ID

EPD's will be sent to:

- Turkey - GAZIANTEP / GAZIANTEP GUMRUK MUDURLUGU (TR270100)
- Iran - Tabriz (IR25100)

Consignment 1 Turkey - Iran KERMET MERMET LAPLAN CO

Accept terms and conditions: [View terms and conditions](#)

Declaration place : Tehran

Send email notifications to : tirepd@iru.org


Mandatory fields

< Previous **Send EPD**

Check that the information entered in the EPD is correct, chose the relevant electronic guarantee number, **accept the terms and conditions** by ticking the relevant box and click on **Send EPD**.

More detailed information on how to fill in an EPD can be found in the TIR-EPD User Manual, downloadable from the application webpage.



Home Guarantees ▾ EPDs ▾ Company info ▾ Admin ▾ 

Welcome to IRU TIR-EPD

EPDs & customs replies

Carnet #	From	Message
You don't have messages		

My company si

- eGuarantees in

Shortcuts

- + Create new
- 👁 View recent
- + Add a new

- Teaching video
- How to fill in TIR-EPD
- FAQ
- Practical information
- What's new in TIR-EPD?
- User guide**
- Import goods items from Excel/CSV
- Association contacts
- Contact us

To find out how to fill in an EPD, click on the question mark icon on the application webpage and select **User guide**.



Summary

General information

Departure / Entry : Turkey - GAZIANTEP / GAZIANTEP GUMRUK MUDURLUGU (TR270100)
Destination / Exit : Iran - West Tehran (IR10200)
Vehicle number : 11000A
Number of packages : 76
Total weight : 5754 kg.

Guarantee information

Type : eGuarantee

✖ eGuarantee ty
✖ Guarante
Holder unique I

EPD's will be sent to:

- Turkey - GAZIANTEP / GAZIANTEP GUMRUK MUDURLUGU (TR270100)
- Iran - Tabriz (IR25100)

Please confirm

Are you sure you want to send this EPD?

OK Cancel

The application will verify whether you would like to submit the EPD or not. To confirm the submission, click on **OK**.



Welcome to IRU TIR-EPD

EPDs & customs replies

Carnet #	From	Message
MX95000242		Pre-Declaration

My company situation

eGuarantees in stock 1
Quota 18 remaining / 20 total
Status Admitted

Shortcuts

- + Create new EPD
- 👁 View recent messages from customs
- + Add a new Consignor / Consignee

Once the EPD is sent, you can check the status of answers received from each customs office on the EPD Home page.



Home Guarantees **EPDs** Company info Admin

EPDs

Search Messages: Clear Filter

Show: All Type: All

Carnet #	Date	Final Destination	Vehicle #	Packages / Weight
MX95000242	21/02/2019	Iran	11000A	76 / 5 754 kg.

Admin

EPDs

Search Messages: Clear Filter

Show: All Type: All

Carnet #	Date	Final Destination	Vehicle #	Packages / Weight
MX95000242	21/02/2019	Iran	11000A	76 / 5 754 kg.

EPDs Attached documents

From	To	EPD Status	Reference #	Release for transit	Exit / Transit terminated	Discharge
TR - GAZIANTEP / GAZIANTEP GUMRUK MUDURLUGU	TR - ISTANBUL / ERENKOY GUMRUK MUDURLUGU	Sent - Wait for reply				
IR - Tabriz	IR - West Tehran	Sent - Wait for reply				

EPD Version 1 of 1 Sent: 21/02/2019 14:46 UTC

Proceed by clicking on the TIR Carnet number.



TIR-EPD

EPDs

Search Messages: From: 22/01/2019 To: dd/mm/yyyy

Show: All Type: All


Carnet #	Date	Final Destination	Vehicle #	Packages / Weight
MX95000242	21/02/2019	Iran	11000A	76 / 5 754 kg.

EPDs Attached documents

From	To	EPD Status	Reference #	Release for transit	Exit / Transit terminated	Discharge
TR - GAZIANTEP / GAZIANTEP GUMRUK MUDURLUGU	TR - ISTANBUL / ERENKOY GUMRUK MUDURLUGU	Confirmation received - go to Customs	15220500TI004444			
IR - Tabriz	IR - West Tehran	Confirmation received - go to Customs	19IR23xwtel16cmhw			

EPD Version 1 of 1 Sent: 21/02/2019 14:46 UTC

Customs authorities will allocate Customs Reference Number (e.g. MRN), which will allow you to print your TIR carnet (print@home) and start your transport.



Printing of the TIR carnet print@home



EPDs

Search Messages:

From: 22/01/2019

To: dd/mm/yyyy

Clear

Filter

Show: All

Type: All

Carnet #	Date	Final Destination	Vehicle #	Packages / Weight
MX95000242	21/02/2019	Iran	11000A	76 / 5 754 kg.

EPDs

Attached documents

From	To	EPD Status	Reference #	Release for transit	Exit / Transit termin	Discharge	
TR - GAZIANTEP / GAZIANTEP GUMRUK MUDURLUGU	TR - ISTANBUL / ERENKOY GUMRUK MUDURLUGU	Confirmation received - go to Customs	15220500TI004444				
IR - Tabriz	IR - West Tehran	Confirmation received - go to Customs	19IR23xwtel16cmhw				

EPD Version 1 of 1

Sent: 21/02/2019 14:46 UTC

- Read-only
- View printable version
- Print EPD pass
- Print CMR
- Print TIR Carnet**
- Delete draft
- Resend EPD
- Amend

You can print your carnet by clicking on Action button and selecting **Print TIR carnet** (print@home) from the drop-down list.



IRU International Road Transport Union

CARNET TIR *

4 volets **MX95000242**

1. Valable pour prise en charge par le bureau de douane de départ jusqu'au 21/05/2019 inclus
Valid for the acceptance of goods by the Customs office of departure up to and including

2. Délivré par ICCIM
Issued by
XXX
(nom de l'association émettrice / name of issuing association)

3. Titulaire XXX
Holder
XXX
(numéro d'identification, nom, adresse, pays / identification number, name, address, country)

4. Signature du délégué de l'association émettrice et cachet de cette association:
Signature of authorized official of the issuing association and stamp of that association:

5. Signature du secrétaire de l'organisation internationale:
Signature of the secretary of the international organization:

6. Pays de départ Turkey (TUR)
Country/Countries of departure ()*

7. Pays de destination Iran (IRN)
Country/Countries of destination ()*

8. No(s) d'immatriculation du (des) véhicule(s) routier(s) (°)
Registration No(s), of road vehicle(s) (°)
11000A

9. Certificat(s) d'agrément du (des) véhicule(s) routier(s) (No et date) (°)
Certificate(s) of approval of road vehicle(s) (No. and date) (°)

10. No(s) d'identification du (des) conteneur(s) (°)
Identification No(s), of container(s) (°)
XXX

11. Observations diverses
Remarks


12. Signature du titulaire du carnet:
Signature of the carnet holder:

(°) Biffer la mention inutile.
Strike out whichever does not apply.

* Voir annexe 1 de la Convention TIR, 1975, établie sous les auspices de la Commission économique des Nations Unies pour l'Europe.
** Voir annexe 2 de la TIR Convention, 1975, approved under the auspices of the United Nations Economic Commission for Europe.

This document will be used in the same way as a regular TIR Carnet.

Do not forget to sign the Field 12 of the TIR Carnet.



EPD pass






EPDs

Search Messages: From: 22/01/2019 To: dd/mm/yyyy Clear Filter

Show: All Type: All

Carnet #	Date	Final Destination	Vehicle #	Packages / Weight
MX95000242	21/02/2019	Iran	11000A	76 / 5 754 kg.

EPDs Attached documents

From	To	EPD Status	Reference #	Release for transit	Exit / Transit termir	Discharge									
<div style="border: 1px solid black; padding: 10px;"><p>TIR eGuarantee MX95000242</p><p>Transit electronic declaration details:</p><table border="1"><thead><tr><th>Country</th><th>Customs Ref. Number</th><th>Registration Date</th></tr></thead><tbody><tr><td>TR - GAZIANTEP / GAZIANTEP GUMRUK MUDURLUGU</td><td>15220500TI004444</td><td>22/02/2019 09:57 UTC</td></tr><tr><td>IR - Tabriz</td><td>19IR23xwtel16cmhw</td><td>21/02/2019 15:46 UTC</td></tr></tbody></table></div>							Country	Customs Ref. Number	Registration Date	TR - GAZIANTEP / GAZIANTEP GUMRUK MUDURLUGU	15220500TI004444	22/02/2019 09:57 UTC	IR - Tabriz	19IR23xwtel16cmhw	21/02/2019 15:46 UTC
Country	Customs Ref. Number	Registration Date													
TR - GAZIANTEP / GAZIANTEP GUMRUK MUDURLUGU	15220500TI004444	22/02/2019 09:57 UTC													
IR - Tabriz	19IR23xwtel16cmhw	21/02/2019 15:46 UTC													

- Read-only
- View printable version
- Print EPD pass**
- Print CMR
- Print TIR Carnet
- Delete draft
- Resend EPD
- Amend

You can also print the EPD pass by selecting **Print EPD pass** from the list of actions. This pass contains the information sent by customs to confirm your itinerary.



CMR print



CMR print

EPDs

Search Messages: From: 22/01/2019 To: dd/mm/yyyy Clear Filter

Show: All Type: All

Carnet #	Date	Final Destination	Vehicle #	Packages / Weight
MX95000242	21/02/2019	Iran	11000A	76 / 5 754 kg.

EPDs Attached documents

From	To	EPD Status	Reference #	Release for transit	Exit / Transit termination	Discharge
TR - GAZIANTEP / GAZIANTEP GUMRUK MUDURLUGU	TR - ISTANBUL / ERENKOY GUMRUK MUDURLUGU	Confirmation received - go to Customs	15220500TI004444			
IR - Tabriz	IR - West Tehran	Confirmation received - go to Customs	19IR23xwtel16cmhw			

EPD Version 1 of 1

Send: 21/02/2019 14:46 UTC

LETTRE DE VOITURE INTERNATIONALE (CMR) INTERNATIONAL CONSIGNMENT NOTE

Exemplary / Copy Expediteur / consignor Destinataire / consignee Interprète / carrier Procédures administratives / administrative procedures

1. Expéditeur (nom, adresse, pays) / Sender (name, address, country)

2. Destinataire (nom, adresse, pays) / Consignee (name, address, country)

3. Frais en charge au départ / Charges on departure

4. Location des marchandises / Location of the goods

5. Instructions de l'expéditeur / Sender's instructions

6. Transporteur (nom, adresse, pays, autre référence) / Carrier (name, address, country, other reference)

7. Transporteur successif / Successive carrier

8. Références et observations du transporteur lors de la prise en charge de la marchandise / Carrier's references and observations on being over the goods

9. Description des marchandises / Description of the goods

10. Description de la marchandise / Description of the goods

11. Nombre de colis / Number of packages

12. Mode d'emballage / Method of packing

13. Nature de la marchandise / Nature of the goods

14. Poids brut / Gross weight in kg

15. Colonne / Volume in cu

16. Conditions particulières entre l'expéditeur et le transporteur / Special agreements between the sender and the carrier

17. A payer par / To be paid by

18. Marchandises reçues / Goods received

19. Adress indications / Other useful particulars

20. Véhicule Reg N°: 3213213

21. Date / Date

22. Signature de l'expéditeur / Signature of sender

23. Signature du transporteur / Signature of carrier

24. Signature de l'intermédiaire / Signature of intermediary

Partie non contractuelle réservée au transporteur / Non-contractual part reserved for the carrier

If needed, the application gives you the possibility to print a paper version of the CMR. Select **Print CMR** from the list of actions.



Amendment



EPDs

Search Messages: From: 22/01/2019 To: dd/mm/yyyy [Clear](#) [Filter](#)

Show: All Type: All

Carnet #	Date	Final Destination	Vehicle #	Packages / Weight
MX95000242	21/02/2019	Iran	11000A	76 / 5 754 kg.

EPDs Attached documents

From	To	EPD Status	Reference #	Release for transit	Exit / Transit termin	Discharge	
TR - GAZIANTEP / GAZIANTEP GUMRUK MUDURLUGU	TR - ISTANBUL / ERENKOY GUMRUK MUDURLUGU	Confirmation received - go to Customs	15220500TI004444				<ul style="list-style-type: none">Read-onlyView printable versionPrint EPD passPrint CMRPrint TIR CarnetDelete draftResend EPDAmend
IR - Tabriz	IR - West Tehran	Confirmation received - go to Customs	19IR23xwtel16cmhw				

EPD Version 1 of 1

Print: 21/02/2019 14:46 UTC

In case you need to make any changes to the EPD, you can amend it following the reception of reference number and before the release for transit, by selecting **Amend** in the list of actions. Please note, every time you amend your EPD, you should print out the updated version of your print@home.



Customs messages



EPDs

Search Messages: From: 22/01/2019 To: dd/mm/yyyy Clear Filter

Show: All Type: All

Carnet #	Date	Final Destination	Vehicle #	Packages / Weight
MX95000242	21/02/2019	Iran	11000A	76 / 5 754 kg.

EPDs Attached documents

From	To	EPD Status	Reference #	Release for transit	Exit / Transit terminated	Discharge
TR - GAZIANTEP / GAZIANTEP GUMRUK MUDURLUGU	TR - ISTANBUL / ERENKOY GUMRUK MUDURLUGU	Customs discharged your transit operation	15220500T1004444	✓	✓	✓
IR - Tabriz	IR - West Tehran	Customs discharged your transit operation	19IR23xwtel16cmhw	✓	✓	✓

The application also allows you to track and trace the transport operations, by displaying corresponding information for each step along the itinerary.



Finalisation of the transport procedure



IU International Road Transport Union

CARNET TIR *

4 volets **MX95000242**

1. Valable pour prise en charge par le bureau de douane de départ jusqu'au 21/06/2019 inclus
Valid for the acceptance of goods by the Customs office of departure up to and including

2. Délivré par LCCIM
Issued by
XXX
(nom de l'association émettrice / name of issuing association)

3. Titulaire
Holder
XXX
(numéro d'identification, nom, adresse, pays / identification number, name, address, country)

4. Signature du délégué de l'association émettrice et cachet de cette association:
Signature of authorized official of the issuing association and stamp of that association:

5. Signature du secrétaire de l'organisation internationale:
Signature of the secretary of the international organization:

U. G. ...

(à remplir avant utilisation par le titulaire du carnet / To be completed before use by the holder of the carnet)

6. Pays de départ
Country/Countries of departure (1) Turkey (TUR)

7. Pays de destination
Country/Countries of destination (1) Iran (IRN)

8. No(s) d'immatriculation du (des) véhicule(s) routier(s) (1)
Registration No(s), of road vehicle(s) (1)
11002A

9. Certificat(s) d'agrément du (des) véhicule(s) routier(s) (No et date) (1)
Certificate(s) of approval of road vehicle(s) (No. and date) (1)

10. No(s) d'identification du (des) conteneur(s) (1)
Identification No(s), of container(s) (1)
XXX

11. Observations diverses
Remarks

12. Signature du titulaire du carnet:
Signature of the carnet holder

(1) Effacer la mention inutile.
Strike out whichever does not apply.

* Voir annexe 1 de la Convention TIR, 1975, éditée sous les auspices de la Commission économique des Nations Unies pour l'Europe.
** See annex 1 of the TIR Convention, 1975, prepared under the auspices of the United Nations Economic Commission for Europe.

Once the transport is finalised, you can keep the print@home in your files, in order to make it available upon Association's request, or return it to your National Association (to be confirmed by the Associations).



Thank you for completing the course on the electronic TIR guarantees!